






PERSONAL INFORMATION	Dorina-Emilia CREANGA
	 University „Alexandru Ioan Cuza”, Faculty of Physics, Iași, Romania
	 +040232201064  +040747128728
	 mdor@uaic.ro , dorina.creanga@gmail.com
	Sex Fem. Born 05/12/1955 Nationality Romanian

PROFESIONAL EXPERIENCE -	
1991-2018	University „Alexandru Ioan Cuza”, Faculty of Physics, Iași, Romania (Assistant Professor, Lecturer, Associated Professor, Professor habilitated)
-1988-1990	- Polytechnic Institute Iași, Romania (Associated Assistant Professor)
-1979-1991	-Antibiotic Plant, Iași, Romania (Physicist)

Research domains

Main research domains:

Bioeffects of radiation and metallic nanoparticles, Biophysics - bioelectromagnetism and neurobiophysics

Current research work domains:

Properties of multilayered magnetic metal nanoparticles and their impact on the environment

Synthesis, physical characterization and bioeffects of metal non-magnetic nanoparticles

Genotoxicity and cytotoxicity of electromagnetic radiations

The analysis of complex systems –biosignal analysis

EDUCATION AND TRAINING

Dates (duration)	
2017	Habilitation Thesis „ Contributions to the study of metallic nanoparticles with applications in life sciences, University „Alexandru Ioan Cuza ”, Iași, 2017, November.
2005	Romanian French Summer School of Biochemistry, 10th Ed. University „Alexandru Ioan Cuza”, Iași, Romania Faculty of Biology in collaboration with Lille University, France) -1 month
2004	Romanian French Summer School of Biochemistry, 9th Ed. University „Alexandru Ioan Cuza”, Iași, Romania Faculty of Biology in collaboration with Lille University, France) -1 month
2002	Short Summer Courses on Fundamental and applications of Imagistics through Magnetic Resonance and Localized Spectroscopy, Neptun, România (organized by Fundația Culturală Română and International Society for Magnetic Resonance in Medicine)– 1 week
1999	Short Summer Courses TEMPERE (Training and Education for Medical Physics and Engineering Reform In Europe) at Medical School in Patras, Greece –1 week
1998	Romanian French Seminar of Clinical Dosimetry (organized by IAEA, International Atomic Energy Agency, Vienna, Austria), Iasi, Romania-1 month
1995-1999	PhD Thesis Diploma of Doctor in Biophysics (<i>Cum laudae</i>), Faculty of Physics, University “Babeș-Bolyai” , Cluj-Napoca, România
1984 -1985	Intensive Course in German Language – 1 year at University „Alexandru Ioan Cuza”, Iași, Faculty of Philology
1983-1984	Intensive Course in English Language – 1 year at University „Alexandru Ioan Cuza”, Iași, Faculty of Philology
1981	Professional Specialization Course in Industrial Chemistry at Central Institute of Chemistry (ICCHIM), București, România - 1 month
1980	Summer Course In Heavy Ions Physics, Brașov, România (organized by IFA, Institute Of Atomic Physics, București) – 1 month

1977-1978	Specialization of one year (2 nd cycle) in Optics Spectroscopy, Plasma Physics, University „Alexandru Ioan Cuza”, Iași, Faculty of Physics
1977	Specialization in Plasma Physics at the University of Greifswald, Germany -1month
1974-1978	Physics Faculty (1 st cycle) at University „Alexandru Ioan Cuza”, Iași, Romania

Mother language(s)	Romanian				
Other languages	UNDERSTANDING		SPEAKING		WRITING
	Listening	Reading	Interactive discussions	Discussion initiator	
English	B1	B1	B1	B1	C1
	Nivel.				
French	B1	B1	B1	B1	C1
	Levels: A1/A2: Basic user - B1/B2: Independent user - C1/C2 Proficient user				

Communication abilities	<ul style="list-style-type: none"> Good communications with student generations to whom I taught several courses of Biophysics and Medical Physics. Good communications with people attending the national and international scientific where I presented invited lectures, oral and poster presentations. Good communications with the UAIC partners in Erasmus - Erasmus plus programs I have initiated for the exchange of students and university staff. Good communications with the editors of scientific journals and the submitting authors of articles sent to me for analysis. (Sensors & Actuators A., Int J Nanotech, BMC Biotechnol, J Magn Magn Mater, Colloids & Surfaces A, Int J Radiat Biol, J Ecol Natur Environ, J Med Medic Res, Asia Sci, Colloids & Surfaces B, Int J Phys Sci, Int Res J Biotechn, Afr J Biochem Res, Int J Nutr Metabol, Afr J Microbiol Res, J Clin Med Res, J Bacteriol Res, J Biophys Struct Biol, Int J Med Res, J Mol Struct and others)
-------------------------	---

Organizing and management abilities	<ul style="list-style-type: none"> Chief Editor and foundation member of Revista de Fizică Medicală (under CFMR - Colegiul Fizicienilor Medicali din România -College of Romanian Medical Physicists) Member in Editorial Board of Romanian Journal of Biophysics Member in organization committees of: International Conference of Physics of Advanced Materias (ICPAM): ICPAM 12, ICPAM-11, ICPAM-10, ICPAM-9, - National Biophysics Conference: CNB 2005, 2013, 2015, - Conference on Physics and Modern Educational Techniques in Iași, Romania: FTEM 2008, 2009, 2010, 2011, 2012, 2013, 2014, 2015) Conference of CFMR (Colegiul Fizicienilor Medicali din România- College of Romanian Medical Physicists), 2017, 2015, 2013 Director-responsible of several research teams de funded through national and international projects (listed below)
-------------------------------------	--

Abilititions related to profession practice	<ul style="list-style-type: none"> Member of Commission 1- Exact Sciences and Nature Sciences of ARACIS (Agentia Română de Asigurare a Calității în Învățământul Superior - Romanian Agency for the Insurance of Quality in University Education. Member of Physics Commission of CNATCU (Consiliul Național de Atestare a Titlurilor, Diplomelor si Certificatelor Universitare - National Council for Attestation of University Titles, Diplomas and Certificates (Appeal Board) Member of PhD Student supervision at University „Alexandru Ioan Cuza”, Iași (19 commissions from 2006 up to present time) <p>Referent to PhD theses presented in public session in Romania, at University „Alexandru Ioan Cuza”, Iași, University of Medicine and Pharmacy Iași, University Babes- Bolyai Cluj-Napoca, Technical University Iași. Member in contest commissions for positions of lecturers, associated professors, professors, medical physicists at University „Alexandru Ioan Cuza”, Iași, University Babes-Bolyai Cluj-Napoca, University of Agriculture and Veterinary Medicine Iasi, Institute of Public Health Iasi, National Institute of Research and Development for Technical Physics, Iași, Univ. Apollonia Iași, Hospital Sf. Maria Iași</p>
---	---

Competence in IT	Information Processing	Communication	Content generation	Problem solving
	Basic user	Basic user	Basic user	Basic user

ADDITIONAL INFORMATION

Member in Physics Organizations	<p>Representative of CFMR (Colegiul Fizicienilor Medicali din România) to EOMP (Eur Org Med Phys) 2016-2018</p> <p>Member of Romanian Society of Physics</p> <p>Member of European Physics Society</p> <p>Member of CFMR (Colegiul Fizicienilor Medicali din România)- College of Romanian Medical Physicists)</p> <p>Member of Romanian Society of Pure and Applied Biophysics (president of Iasi division since 2015)</p>
Publications in specialty journals. Citations	<p>142 publications in specialty journals visible on (ISI Web of Science -Thomas Reuter)</p> <p>a) Hirsch -index $h=16$ according to Thomas Reuter</p> <p>h index=16 according to Scopus;</p> <p>h index=21 according to Google Scholar</p>
Books and book chapters	<p><u>D. Creangă</u>, S. Dunca, A. Poiată. Some aspects regarding bacteria sensitivity to physical constraints of magnetic nature. In <i>Advances in Medicine and Biology</i>, Volume16, Chapter 11, pp. 287-302. Nova Publishers, 2011.</p> <p>Bazele biomagnetismului, (Fundamentals of Biomagnetism) <u>Creangă, D.</u>, Ed. University „Alexandru Ioan Cuza -Iași, 2010, 125 pag.</p> <p>Elemente de radiobiofizică, (Elements of Radiobiophysics) <u>Creangă, D.</u> 2005, Ed.CERMI,199 pag.</p> <p>Proprietăți electrice ale membranelor celulare, (Electric properties of cell membranes) Neacșu, I., <u>Creangă, D.</u>, 2003, Ed. Univ. Al. I. Cuza-Iași, 292 pag.</p> <p>Chaos and fractal features in heart electric activity, autor <u>D. Creangă</u>, in <i>Interdisciplinary applications of fracta and chaos theory</i>, Ed.; R. Dobrescu, C. Vasilescu, Ed. Acad. Rom., București, 2004, pag. 274-297</p> <p>Lucrări de laborator de Radiobiologie (Laboratory works of radiobiology), <u>Creangă, D.E.</u>, Edit. University „Alexandru Ioan Cuza -Iași, 2002, 185 pag.</p> <p>Experimente de fizică generală și biofizică, (Experiments of general physics and biophysics) Edit. University „Alexandru Ioan Cuza -Iași, 2000, <u>Alexandroaie, D., Creangă, D., Delibas, M., Dorohoi, D., ș.a.</u>(24 pag. <u>D. Creangă</u>)</p> <p>Lucrări de Laborator de Biofizică, (Laboratory works of biophysics) <u>Creangă, D.E.</u>, Edit. University „Alexandru Ioan Cuza -Iași, 2003, 235 pag</p> <p>Introducere în biofizica moleculară și citotisulară, (Introduction to molecular and cyto-tissular biophysics) Edit. Apollonia-Iași, 2002, Isac, R.M., Topoliceanu, F., <u>Creangă, D.</u> 350 pag</p> <p>Elemente de electrofiziologie, (Elements of electrophysiology) <u>D. Creangă</u>, Ed. Cermi, 157 pag., 2003</p> <p>Aspecte ale geneticii, ecologiei și evoluției populațiilor), <u>Creangă, I., Surugiu, C.I., Creangă, D., Băra, I.I.</u>, Ed. Corson, Iași, 2002, (Chapter 5, Teoria haosului deterministic metode de studiu semi – cantitative în studiul sistemelor naturale -Theory of deterministic chaos-semiquantitative methods of natural system study)– 20 pag</p> <p>Application of fuzzy logic to visual system modeling, autori: <u>Creangă, D.</u> Isac, M., Isac, R.M., in <i>Advances in intelligent systems</i>, Ed. F.C. Morabito, IOS Press, 1997, Amsterdam, Olanda, pag. 367-371</p>

<p>Director of research projects - national and international</p>	<ol style="list-style-type: none"> 1. Project CEEEX (Complex Exploratory Research) - Research on the bioelectromagnetic interactions and the <i>biologic impact of human exposure to electromagnetic fields of radiofrequency and microwaves</i>, 2005-2007, 115000 lei director partner University „Alexandru Ioan Cuza”, Iași Creanga D. 2. PN II no. 71046 BIOMAG, - New methods and techniques of high resolution for biomedical investigation <i>and diagnosis</i>, 2008-2010, 30000 lei, director partner University „Alexandru Ioan Cuza”, Iași Creanga D. 3. PN II, IDEAS 2021/474 -<i>Study of molecular and cellular mechanisms triggered by the impact of magnetic contamination and electromagnetic exposure on living organisms</i>, 2009- 76681 lei, 2010-100000 lei, 2011-179121 lei director Creanga D., 2009-2011 4. CNCSIS type A –No. 1379,2007-2008, Study of some biological effects of biocompatible magnetic fluids , 2007- 40000 lei, 2008-60000 lei, director Creanga D., 5. Project B.EN.A – Balkan Environmental Association-(Greece), Study on the biological effects induced in the living bodies by the electromagnetic fields; assessment of the risk on the environment for the identification of the areas where pollution combat is required or ecological reconstruction, 2008, 1220 euro, director Creanga, D., 6. Project FP7 - People IRSES, CERVISO „Cerebellum in visual spatial orientation”, No. 269263, 2009-2015, responsible Romania, Creanga, D., 32500 euro 7. Project IUCN JINR - DUBNA, 04-4-1121, “Investigations of Condensed Matter by Modern Neutron Scattering Methods”, item 57: <i>Metal based nanoparticles and some bioeffects</i>, responsible University „Alexandru Ioan Cuza”, Iași Romania, director Creanga, D. 2015 8. Project IUCN JINR - DUBNA, 04-4-1121, item 79: <i>Yielding of magnetic nanoparticles with various chemical composition and study of their bioeffects</i>, responsible University „Alexandru Ioan Cuza”, Iași Romania, director Creanga, D., 2016 9. Project IUCN JINR - DUBNA, 04-4-1121, item 80: <i>Gold nanoparticles in aqueous suspension for applications in environment sciences</i>, responsible University „Alexandru Ioan Cuza”, Iași Romania, director Creanga, D. , 2016 10. Project IUCN JINR - DUBNA, 04-4-1121, <i>Multilayered nanoparticles with organic/inorganic composition and biological impact</i>, item 62, responsible University „Alexandru Ioan Cuza”, Iași Romania, director Creanga, D., 2017 11. Project IUCN JINR - DUBNA, 04-4-1121, item 68, <i>Silanized magnetic nanoparticles with potential utilization in environmental applications</i>, responsible from University „Alexandru Ioan Cuza”, Iași Romania, director Creanga, D., 2018 12. Project IUCN JINR - DUBNA, 04-4-1121, item 85, New nanocomposite layers and thin films based on graphene and polymers for hybrid solar cell and medical applications, director Iași Romania, Creanga, D., 2018 13. Project JINR-Ro theme 04-4-1121/2019, item 45, Structural investigation of surface modified magnetic nanosystems synthesized by conventional or eco-friendly methods and their impact on the environment, responsible Lucian Blaga University Sibiu, Romania, ULBS-UAIC institutions partnership, responsible UAIC, D. Creanga 14. JINR-Ro Project Theme code: 04-2-1132-2017/2019, item 21: Experimental investigation of the behavior of eukaryotic environmental organisms exposed to radiation (Institute of Biology, Iasi in partnership with Alexandru Ioan Cuza University in Iasi, Romania) director D. Creanga 15. JINR-Ro Project Theme code: 04-2-1132-2017/2020, item 21, Proton beam exposure of plant seeds and the induced bioeffects-Laboratory study, (Institute of Biology, Iasi in partnership with Alexandru Ioan Cuza University in Iasi, Romania)
---	---

	<p>16. JINR-Ro project, theme no 04-4-1121/2020 item 34, title Combined study of the structure and properties of molecules for optimal interaction with magnetic nanocore surface for various applications of resulted nanoparticles: structural characterization and theoretical quantum mechanical analysis (Lucian Blaga University in Sibiu in partnership with Alexandru Ioan Cuza University in Iasi, Romania) responsible UAIC, D. Creanga</p> <p>17. JINR-Ro project, theme no 04-4-1121/2020 item 32, Structural investigation of new functionalized nanoparticles for normal and neoplastic cell reactivity modulation (Institute of Biology, Iasi in partnership with Alexandru Ioan Cuza University in Iasi, Romania) responsible UAIC, D. Creanga</p>
--	--

National Patent	Tufescu, F., Creanga, D., Metoda si instalatie pentru expunerea controlata la radiatii de microunde a probelor biologice in ghid de unda, (Method and installation for controlled exposure of biological samples in wave guide) 2012
Awarded articles and patents (by UEFISCDI-PRECISI, Romania)	<p>Poiata, A., Motrescu, I., Nastuta, A., Creanga, D., Popa, Gh., Microorganism response to atmospheric pressure plasma helium DBD treatment, J. Electrostat., 68(2), 128-131, 2010</p> <p>Vochita, G., Creanga, D., Focanici-Ciurlica, E., Magnetic nanoparticle genetic impact on root tip cells of sunflower seedlings, Water Air Soil Poll., 223(5), 2541-2549, 2012</p> <p>Poiata, A., Creanga, D., Nadejde, C., Fifere, N., Airinei, A. Chemically modified nanoparticles surface for sensing bacterial loading—experimental study based on fluorescence stimulation by iron ions. Bioelectrochemistry, 93, 51-58, 2013</p> <p>Stan, C., Astefanoaei, C., Pretegiani, E., Optican, L., Creanga, D., Rufa, A., Cristescu, C.P., Nonlinear analysis of saccade speed fluctuations during combined action and perception tasks., J. Neurosci. Meth., 323, 102-109, 2014</p> <p>Pretegiani, E., Astefanoaei, C., Daye, P. M., FitzGibbon, E. J., Creanga, D. E., Rufa, A., Optican, L. M. Action and perception are temporally coupled by a common mechanism that leads to a timing misperception, J. Neurosci. 35(4), 1493-1504, 2015</p> <p>E. Puscasu, L. Sacarescu, N. Lupu, M. Grigoras, G. Oanca, M. Balasoiu, D. Creanga, Iron oxide-silica nanocomposites yielded by chemical route and sol-gel method, J. Sol-Gel Sci. Technol., 79(3), 457-465, 2016</p> <p>Andries, M.; Pricop, D., Oprica, L., Creanga, D.E., Iacomi, F., The effect of visible light on gold nanoparticles and some bioeffects on environmental fungi, Int. J. Pharmaceut., 505(1-2), 255-261, 2016</p> <p>M. Răuciu, D. Creangă, Magnetite/Tartaric Acid Nanosystems for Experimental Study of Bioeffects on <i>Zea Mays</i> Growth, Rom. J. Phys. 62, 804, 2017</p> <p>Tufescu, F., Creanga, D., Metoda si instalatie pentru expunerea controlata la radiatii de microunde a probelor biologice in ghid de unda, (Method and installation for controlled exposure of biological samples in wave guide) Patent OSIM, 2018</p> <p>Morosanu, A. C., Todirascu, A. G., Creanga, D. E., Dorohoi, D. O., Computational and solvatochromic study of pyridinium-acetyl-benzoyl-methylid (PABM). Spectrochim. Acta A, 189, 307-315, 2018</p> <p>Verdes-Teodor, A., Vochita, G., Creanga D., On some genotoxic effects of UV-C radiation in root meristemes in <i>Cucurbita pepo</i> L., Rom. Rep. Phys., 71,707, 2019</p> <p>Dorohoi, D.O., Creanga, D.E., Dimitriu, D.G., Morosanu, A.C., Gritco-Todirascu, A., Mariciuc, G.G., Melniciuc, N.P., Ardelean, E., Cheptea, C., Computational and spectral means for characterizing the intermolecular interactions in solutions and for estimating excited state dipole moment of solute. Symmetry, 12(8), 1299, 2020.</p>

Teaching activity -New courses in the faculty of physics of	<p>Biofizică moleculară și celulară -Molecular and Cellular Biophysics (Course, laboratory)-</p> <p>Biotehnologii (Course, laboratory)-Metode fizice în biologie și medicină -Physical methods in biology and medicine (Course, laboratory)-Interactiunea radiatiei cu materia vie (Curs, laborator)-Radiobiologie -Radiobiology (Course, laboratory)- Biofizica</p>
--	--

	sistemelor (Course, laboratory)-Bioelectromagnetism (Course, laboratory)- Electrofiziologie moleculară și celulară -Cellular and molecular electrophysiology (Course, laboratory)-Capitole speciale de bioelectromagnetism -Special chapters of biomagnetism (Course, laboratory)- Poluarea electromagnetică -Electromagnetic pollution (Course, laboratory)-Bioelectricitate – Principii fundamentale și aplicații clinice - Bioelectricity-fundamental principles and clinical applications (Course, laboratory)- Biotoxicologia mediului -Environment biotoxicology (Course, laboratory)-Acțiunea câmpului electromagnetic asupra sistemelor complexe -Action of electromagnetic field on complex systems (Course, laboratory), Neurobiophysics (Course, laboratory)
Courses titular at present time	RADIOBIOLOGIE- Radiobiology (1st cycle) - Course, laboratory BIOELECTRICITATE- Principii fundamentale și aplicații clinice (2nd cycle) Bioelectricity- fundamental principles and clinical applications -course NEUROBIOPHYSICS (2nd cycle in English language)- course

ANEXES

Creanga Dorina _Selections of articles published in journals indexed in ISI Web of Science

- 1) Gritco-Todirascu A., **Creanga D.**, Ivan L.M., Dorohoi D.O., Ciubara, A., New Qsar and solvatochromic estimation of molecular parameters of chlortetracycline, **Rev. Chim.**, 71,2, 121-127, 2020.
- 2) Dorohoi, D.O., **Creanga, D.E.**, Dimitriu, D.G., Morosanu, A.C., Gritco-Todirascu, A., Mariciuc, G.G., Melniciuc, N.P., Ardelean, E., Cheptea, C., Computational and spectral means for characterizing the intermolecular interactions in solutions and for estimating excited state dipole moment of solute. **Symmetry**, 12(8), 1299, 2020.
- 3) Babusca, D., Popescu, L., Sacarescu, L., Dorohoi, D.O., **Creanga, D.**, Oprica, L.A., Two phase photochemical synthesis of silver nanoparticles and their impact on the chlorophylls. **Molecular Crystals and Liquid Crystals**, 698, 1, 56-64. 2020.
- 4) Morosanu C., Popescu L., Sacarescu L., Dorohoi D. O., Oprica L.O., **Creanga D.**, Quantum-chemical simulation and experimental study of some magnetic nanoparticles stabilized in fluid suspensions by using organic coating, **Molecular Crystals and Liquid Crystals**, 698, 1, 38-45, 2020.
- 5) Verdes-Teodor, A., Vochita, G., **Creanga D.**, On some genotoxic effects of UV-C radiation in root meristemes in *Cucurbita pepo* L., **Rom. Rep. Phys.**, 71,707, 2019.
- 6) Popescu, L., **Creanga, D.**, Sacarescu, L., Grigoras, M., Lupu, N., Magnetic nanoparticles for methylene blue dye removal from wastewater. **U. Polit. Bucharest Sci. Bull. A**, 81(3), 241-252. 2019.
- 7) L., Oprica, Verdes A., Poroch V., Creanga D., Grigore M.-N.. Effect of different drying techniques on antioxidant capacity of two romanian red grape cultivars. **Iranian Journal Of Public Health** 48, 7 1377-1378. 2019.
- 8) Morosanu, A. C., Todirascu, A. G., **Creanga, D. E.**, Dorohoi, D. O., Computational and solvatochromic study of pyridinium-acetyl-benzoyl-methylid (PABM). **Spectrochim. Acta Part A**, 189, 307-315, 2018
- 9) L. Popescu, D. Buzatu, M. Balasoiu C. Stan, B. S. Vasile, L. Sacarescu, D. Creanga, O. Ivankov, D. Soloviov, A.-M. Balasoiu-Gaina, Study on ageing of cobalt ferrite nanoparticles and their fate in the environment, *Rom. J. Phys.*, 64, 9-10, 818, 2019
- 10) Răcuciu, M., **Creangă, D.**, Magnetite/tartaric acid nanosystems for experimental study of bioeffects on *zea mays* growth, **Rom. J. Phys.** 62, 804, 2017
- 11) Tiriba, G., Balasoiu, M., Puscasu, E., Sacarescu, L., Stan, C., **Creanga, D.E.**, Microstructural characterization of co-doped iron oxide nanoparticles, **U. Polit. Bucharest Sci. Bull. A**, 79(4), 327-336. 2017
- 12) Gritco Todirascu, A., Morosanu, C., Partenie, D., Dorohoi, D., **Creanga, D.**, Quantum mechanical and spectral comparative study of 1-p-nitro-benzoyl-benzoquinolinium methylid and 1-p-nitrobenzoyl-2,3-dicarbomethoxy-pyrrolo-<1,2a>-benzoquinoline, **Rev.Chim.**(Bucharest) 69, 9, 2331-2337, 2018
- 13) **Creanga, D.**, Balasoiu, M., Soloviov, D., Balasoiu-Gaina, A. M., Puscasu, E., Lupu, N., Stan, C. Small-angle neutron scattering investigations of Co-doped iron oxide nanoparticles. Preliminary results. In **J. Phys.: Conference Series**, 994 (1), 012009. IOP Publishing. 2018

- 14) Gritco-Todirascu A., **Creanga D.**, Ivan L., Dorohoi D., Ciubara A. New QSAR and solvatochromic estimation of molecular parameters of chlortetracycline, **Revista de Chimie, Bucharest**, 2018.
- 15) Balasoiu-Gaina, A. M., Balasoiu, M., Ivankov, O., Soloviov, D., Kuklin, A., Lysenko, S., **Creanga, D.**, Structural analysis of aqueous ferrofluids with cobalt ferrite particles stabilized with lauric acid and sodium n-dodecyl sulphate. In **J. Phys. Conference Series** (Vol. 848, No. 1, p. 012026). IOP Publishing. 2017
- 16) Andries, M., Pricop, D., Oprica, L., **Creanga, D.E.**, Iacomi, F., The effect of visible light on gold nanoparticles and some bioeffects on environmental fungi, **Int. J. Pharmaceut.**, 505(1-2), 255-261, 2016
- 17) Puscasu, E., Sacarescu, L., Lupu, N., Grigoras, M., Oanca, G., Balasoiu, M., **Creanga, D.**, Iron oxide-silica nanocomposites yielded by chemical route and sol-gel method, **J. Sol-Gel Sci. Technol.**, 79(3), 457-465, 2016
- 18) Cirtoaje, C., Petrescu, E., Stan, C., **Creanga D.**, Ferromagnetic nanoparticles suspensions in twisted nematic, **Physica E**, 79, 38-43, 2016
- 19) Lupusoru, R-V., Pricop, D.A., Andries, M., **Creanga, D.**, Light wavelength influence on surface plasmon resonance in citrate-gold nanosystems, **J. Mol. Struct.**, 1126, 192-199, 2016
- 20) Oanca, G., Stare, J., Gritco Todirascu, A., **Creanga, D.**, Dorohoi D.O., Substituent influence on the spectra of some benzo[f]quinoline derivatives, **J. Mol. Struct.**, 1126, 158-164, 2016
- 21) Uta, AC , Toderascu, AG , Vochita, G , Nadejde, C , **Creanga, D** Spectral and microscopy study on uv-c radiation bioeffects in some vegetal organisms, **J.Sci. Arts (JOSA)**, 2, 141-148, 2016
- 22) Motrescu I., Poiata A, Nastuta A.V., **Creanga D.**, Popa Gh., Bioeffects of atmospheric plasma discharge on gram positive and gram-negative bacteria, **J.Sci. Arts (JOSA)**, 3(32), 249-256, 2015
- 23) Oanca, G., Nadejde, C., Fifere, N., Gritco Todirascu, A., **Creanga, D.**, Dorohoi, D., Stare, J., Solvatochromic study on chlortetracycline in binary and ternary solutions, **J. Mol. Struct.**, 1126, 177-185, 2016
- 24) Oanca, G. **Creanga, D.** Nadejde, C. Dorohoi, D.O., Universal and specific interactions in caffeine diluted solutions, **Rev. Roum. Chim.**, 60(11-12), 1073-1077, 2015
- 25) Muresan Ei, Piroi C, **Creanga D**, Stelea L, Oprica L, Sandu I., Glycidyl esters used for multifunctional finishing of textile materials, **Rev. Chim.**, 67(5), 871-875, 2016
- 26) Puscasu, E., Sacarescu, L., Domocos, A., Leostean, C., Turcu, R., **Creanga D.**, Balasoiu, M., Hydrophilic versus hydrophobic oleate coated magnetic particles, **Rom. J. Phys.**, 61 (5-6), 946-956, 2016
- 27) Motrescu, I., Poiata, A., Nastuta, A.V., **Creanga, D.**, Popa, G., Bioeffects of atmospheric plasma discharge on Gram-positive and Gram-negative bacteria, **J. Sci. Art.**, 3, 249-256, 2015
- 28) Uta, A.C., Toderascu, A.G., Vochita, G., Nadejde, C., **Creanga, D.**, Spectral and microscopy study on UV-C radiation bioeffects in some vegetal organisms, **J. Sci. Art.**, 2, 141-148, 2016
- 29) Popescu, C.M., Hritcu, L., Pricop, D.A, **Creanga, D.**, Morphological changes in gold core-chitosan shell nanostructures at the interface with physiological media. *In vitro* and *in vivo* approach, **Appl. Surf. Sci. A**, 352, 103-108, 2015
- 30) Almásy, L., **Creanga, D.**, Nadejde, C., Rosta, L., Pomjakushina, E., Ursache-Oprisan, M., Wet milling versus co-precipitation in magnetite ferrofluid preparation, **J. Serb. Chem. Soc.**, 80(3), 367-376, 2015
- 31) Racuciu, M., **Creanga D.**, Miclaus, S., On the thermal effect induced in tissue samples exposed to extremely low-frequency electromagnetic field, **J. Environ. Health Sci. Technol.**, 12, 85-97, 2015
- 32) Oprica, L., Nadejde, C., Andries, M., Puscasu, E., **Creanga, D.**, Balasoiu, M., Magnetic contamination of environment-laboratory simulation of mixed iron oxides impact on microorganism cells, **Environ. Eng. Manag. J.**, 14(3), 581-586, 2015
- 33) Plamadeala, C., Wojneck, A., **Creanga D.**, Micronuclei versus chromosomal aberrations induced by X-ray in radiosensitive mammalian cells, **Iran. J. Public Health**, 44(3), 325-31, 2015
- 34) Nadejde, C., Neamtu, M., **Creanga, D.**, Environment-friendly magnetic fluids for wastewater remediation-synthesis and characterization, **Acta Phys. Pol. A**, 2(127), 647-649, 2015
- 35) Avadanei, M., Ivan, M. L., Nadejde, C., **Creanga, D.**, Dorohoi, D. O., Spectral and thermodynamical studies on iso-quinolinium carbethoxy methylid (iqcem) solutions with binary solvent water (w)+ ethanol (e), **Rev. Chim.**, 66(2), 201-204, 2015
- 36) Nadejde, C., Ursu, L., **Creanga, D.**, Dorohoi, D., Solvatochromic behaviour of rifampicin in diluted solutions, **Rev. Chim.**, 66(3), 360-363, 2015
- 37) Nadejde, C., Puscasu, E., Brinza, F., Ursu, L., **Creanga, D.**, Stan, C., Preparation of soft magnetic materials and characterization with investigation methods for fluid samples, **U. Polit. Bucharest Sci. Bull. A**, 77(2), 277-284, 2015
- 38) Pretegianni, E., Astefanoaei, C., Daye, P.M., FitzGibbon, E.J., **Creanga, D.E.**, Rufa, A., Optican, LM. , Action and perception are temporally coupled by a common mechanism that leads to a timing misperception, **J. Neurosci.**, 35(4), 1493-1504, 2015
- 39) Poiata, A., **Creanga, D.**, Magnetic nanoparticle influence on pseudomonas metabolites with antimicrobial properties, **Rom. J. Phys.** , 60(1-2), 228-236, 2015
- 40) Vochita, G. Focea-Ghioc, R., **Creanga, D.**, Direct versus indirect radiation action in irradiated vegetal embryos, **Cent. Eur. J. Biol.**, 9(10) , 993-1003, 2014
- 41) Stan, C., Astefanoaei, C., Pretegianni, E., Optican, L., **Creanga, D.**, Rufa, A., Cristescu, C.P., Nonlinear analysis of saccade speed fluctuations during combined action and perception tasks, **J. Neurosci. Meth.**, 323, 102-109, 2014
- 42) **Creanga, D.**, Nadejde, C., Molecular modelling and spectral investigation of some triphenyltetrazolium chloride derivatives, **Chem. Pap.**, 68(2), 260-271, 2014

- 43) Ciubara, A., Dorohoi, D., Severcan, F., **Creanga, D.**, Quatitative approach of ultrasound propagation in biological media, **U. Polit. Bucharest Sci. Bull. A**, 76 (4), 221-226, 2014
- 44) Astefanoaei, C., **Creanga, D.**, Pretegiani, E., Optican, L.M., Rufa, A., Dynamical complexity analysis of saccadic eye movements in two different psychological conditions, **Rom. Rep. Phys.**, 4, 1038-1056, 2014
- 45) Oprica, L. Ungureanu, E., Vochita, G. **Creanga, D.** Miclaus, S., Electromagnetic exposure influence on protein synthesis in cellulolytic fungus - an environmental issue, **Rom. J. Phys.**, 59 (7-8), 817-825, 2014
- 46) Racuciu, M, **Creanga, D.**, Nadejde, C., Comparison among the physical properties of various suspensions of magnetite nanoparticles stabilized in water using different organic shells, **U. Polit. Bucharest Sci. Bull. A**, 75(3), 209-216, 2013
- 47) Poiata, A., **Creanga, D.**, Nadejde, C., Fifere, N., Airinei. A., Chemically modified nanoparticles surface for sensing bacterial loading—experimental study based on fluorescence stimulation by iron ions, **Bioelectrochem.**, 93, 51-58, 2013
- 48) Vochita, G., **Creanga, D.**, Focanici-Ciurlica, E., Magnetic nanoparticle genetic impact on root tip cells of sunflower seedlings, **Water Air Soil Poll.**, 223(5), 2541-2549, 2012
- 49) Foca-nici, E., Nica, V., **Creanga, D.**, Caltun, O., Synthesis and physical investigation of Mn-x Zn1-xFe2O4 magnetic nanopowders coated with organic shell, **Powder Metal. Met. Ceram.**, 51(3-4), 172-177, 2012
- 50) Focea, R., Poiata, A., **Creanga, D.**, Luchian, T., *S. aureus* response to accelerated electrons and low dose X-rays, **Rom. J. Phys.**, 57(7-8), 1167-1177, 2012
- 51) Ionita-Mironescu, C., Vrincianu, D., Bara, I., **Creanga, D.**, Racuciu, M., Genotoxic effects of electromagnetic exposure to ELF fields investigated at the level of meristematic tissues, **Rom. J.Phys.**, 57(7-8), 1177- 1184, 2012
- 52) Vrncianu, D., Ionitã, C., Bãra, I., **Creangã, D.**, Evaluation of genotoxic effect of radiation over vegetal embryos in species with different radiosensibilities. *Annals of West University of Timisoara-Physics*, 56(1), 112-117. 2012.
- 53) **Creanga, D.**, Nadejde, C., Gasner, P., Dynamical analysis of heart beat from the viewpoint of chaos theory, **Rom. J. Phys.**, 56 (1-2) 177-184, 2011
- 54) Creanga, D., Poiata, A., Fifere, A., Nadejde, C., Airinei, A., Fluorescence of pyoverdine synthesized by *Pseudomonas* under the effect of iron oxide nanoparticles, **Roum. Biotechnol. Lett.**, 16(4), 6336-6344. 2011
- 55) Racuciu, M., **Creanga, D.E.**, Airinei, A., Chicea, D., Badescu, V., The synthesis and properties of magnetic nanoparticles coated with biocompatible compounds, **Mater. Sci. Pol.**, 3(28), 609-616, 2010
- 56) Poiata, A., Motrescu, I., Nastuta, A., **Creanga, D.E.**, Popa, G., Microorganism response to atmospheric pressure helium plasma DBD treatment, **J. Electrostat.**, 68 (2), 128-131, 2009
- 57) Poiata, A., **Creanga, D.**, Airinei, A., Tupu, P., Goiceanu, C., Avadanei, O., Magnetic nanoparticles for biosensor model based on bacteria fluorescence, **Eur. Opt. Soc.**, 4, art. 7, 2009
- 58) Racuciu, M., **Creanga, D.**, Olteanu, Z., Water based magnetic fluid impact on young plants growing, **Rom. Rep. Phys.**, 61(2), 259–268, 2009
- 59) Racuciu, M., **Creanga, D.E.**, Cytogenetical changes induced by β -cyclodextrin coated nanoparticles in plant seeds, **Rom. J. Phys.**, 54(1-2), 125-131, 2009
- 60) Racuciu, M., Creanga, D.E., Biocompatible magnetic fluid nanoparticles internalized in vegetal tissue, **Rom. J. Phys.**, 54(1-2), 115-124, 2009
- 61) Nadejde, C., **Creanga, D.**, Filip, E., Humelnicu, C., Dorohoi, D., Study on the intermolecular interactions in rifampicin ternary solutions - Calculation of microscopic parameters of rifampicin molecules, **J. Mol. Liq.**, 150 (1-3), 51-55, 2009
- 62) Focanici, E., Nica, V., Sulitanu, N., **Creanga, D.**, Comparative study of magnetite and cobalt ferrite submicron particles, **Optoel. Adv. Mater. RC**, 3 (4), 326-329, 2009
- 63) Creanga, D., Poiata, A., The effect of ferrofluid and iron salts upon *Pseudomonas aeruginosa* growth, **Optoel. Adv. Mater. RC**, 2(8), 488-490, 2008
- 64) **Creanga, D. E.**; Miclaus, S. Computational insight in the visual ganglion dynamics, **Rom. J. Phys.**, 53, 1-2, 379-385, 2008
- 65) Racuciu, M. Apetroaie, N. **Creanga, D.**, Size analysis of biocompatible magnetic nanoparticles colloids, **Optoel. Adv. Mater. RC**, 2(3), 212-215, 2008
- 66) Racuciu, M., Creanga, D., Airinei, A., Bãdescu, V., Synthesis method influence on water based magnetic fluid properties, **J. Optoel. Adv. Mater.**, 10(3), 635-638, 2008
- 67) Racuciu, M., **Creanga, D.E.**, Badescu, V., Airinei, A., Room temperature synthesis of magnetic nanoparticles, **J. Optoel. Adv. Mater.**, 10(11), 2928-1931, 2008
- 68) **Creanga, D.E.**, Iacob, Gh., Nadejde, C., Ursache, M., Racuciu, M., Magnetic fluids as drug carrier in magnetically assisted chemotherapy - an experimental study, **J. Optoel. Adv. Mater.**, 10(3), 628-631, 2008
- 69) Racuciu, M., Creanga, D.E., Apetroaie, N., Birsan, E., Dimensional comparative study of magnetic nanoparticles dispersed in water or kerosene, **J. Optoel. Adv. Mater.**, 10(2), 280-283, 2008
- 70) Racuciu, M., **Creanga, D.E.**, Cytogenetic changes induced by aqueous ferrofluids in agricultural plants, **J. Magn. Mater.**, 311(1), 288-291, 2007
- 71) Curecheriu, L., Foca-Nici, E., Vlahovici, Al., Avadanei, O., Sandu, DD., **Creanga, D.**, Miclaus, S., Radiofrequency wave effects on DNA and RNA levels in some animal tissues **Rom. J. Phys.**, 52, 3-4, 389-394, 2007
- 72) Racuciu, M., **Creanga, D.E.**, Influence of water-based ferrofluid upon chlorophylls in cereals, **J. Magn. Mater.**, 311(1), 291-294, 2007

- 73) Racuciu, M., Creanga, D.E., Tupu, P., Birsan, E., Comparative study on magnetic nanoparticles colloids stability, **J. Optoe. Adv. Mater.**, 9(4), 946-948, 2007
- 74) Racuciu, M., Creanga, D.E., Apetroaie, N., Badescu, V., Dimensional analysis about water based ferrofluids, **J. Optoe. Adv. Mater.**, 9(6), 1633-1636, 2007
- 75) Racuciu, M., Creanga, D.E., Airinei, A., Badescu, V., Synthesis and physical characterization of magnetic nanoparticles functionalized with beta cyclodextrin, **J. Optoe. Adv. Mater.**, 9(5), 1530-1533, 2007
- 76) Racuciu, M., Creanga, D.E., Badescu, V., Sulitanu, N., Microstructural investigation of some biocompatible ferrofluids, **J. Magn. Magn. Mater.**, 316(2), e772-e775, 2007
- 77) Racuciu, M., Creanga, D., Airinei, A., Badescu, V., Apetroaie, N., Microstructural and magnetic properties of magnetic fluid based on magnetite coated with tartaric acid, **Magnetohydrodyn.**, 43(4), 411-421, 2007
- 78) Racuciu, M., Creanga, D.E., Sulitanu, N., Badescu, V., Dimensional analysis of aqueous magnetic fluids, **Appl. Phys. A**, 89(2), 565-569, 2007
- 79) Racuciu, M., Creanga, D.E., Airinei, A., Comparative microstructural analysis of water based magnetic fluids, **Eur. Phys. J. E**, 21(2), 117-121, 2006
- 80) Manoliu, A., Oprica, L., Olteanu, Z., Neacsu, I., Artenie, V., Creanga, D.E., Rusu, I., Bodale, I., Peroxidase activity in magnetically exposed cellulolytic fungi, **J. Magn. Magn. Mater.**, 300(1), e323-e326, 2006
- 81) Matei, G., Airinei, A., Creanga, D.E., Submicron structure in bio compatible ferrofluids, **Acta Phys. Pol. A**, 109(3), 405-409, 2006
- 82) Neacsu, I.; Creanga, D. E.; Tufescu, Fl. M. Complexity analysis of electrocardiographic signals, **General Physiology and Biophysics** Volume: 25 Issue: 2 Pages: 161-176, 2006
- 83) Creanga, D.E., Calugaru, Gh., Physical investigations of a ferrofluid based on hydrocarbons, **J. Magn. Magn. Mater.**, 289, 81-83, 2005
- 84) Racuciu, M., Creanga, D.E., Calugaru, Gh., Synthesis and rheological properties of an aqueous ferrofluid, **J. Optoe. Adv. Mater.**, 7(6), 2859-2864, 2005
- 85) Manoliu, A., Oprica, L., Creanga, D., Ferrofluid and cellulolytic fungi, **J. Magn. Magn. Mater.**, 289, 473-475, 2005
- 86) Poiata, A., Vlahovici, A., Creanga, D.E., Ferrofluid effect on *Pseudomonas pyoverdine*, **J. Magn. Magn. Mater.**, 289, 455-458, 2005
- 87) Poiata, A., Vlahovici, A., Creanga, D.E., Tupu, P., Fluorescent bacteria detecting iron loading International . **J. Environ. Anal. Chem.**, 85(12-13), 993-1000, 2005
- 88) Dunca, S., Creanga, D.E., Aliesei, O., Nimitan, E., Microorganisms growth with magnetic fluids, **J. Magn. Magn. Mater.**, 289, 445-447, 2005
- 89) Pavel, A., Creanga, D.E., Chromosomal aberrations in plants under magnetic fluid influence, **J. Magn. Magn. Mater.**, 289, 469-472, 2005
- 90) Apetroaie, N., Roca, A., Creanga, D.E., Preliminary AFM investigation on magnetic fluid dimensional analysis, **J. Optoe. Adv. Mater.**, 7(6), 2865-2868, 2005
- 91) Creanga, D.E., Poiata, A., Morariu, V.V., Tupu, P., Zero-magnetic field effect in pathogen bacteria, **J. Magn. Magn. Mater.**, 272-276(III), 2442-2444, 2004
- 92) Poiata, A., Creanga, D.E., Morariu, V.V., Life in zero magnetic field. V. E. coli resistance to antibiotics, **Electromagn. Biol. Med.**, 22(2-3), 171-183, 2003
- 93) Creanga, D., Moraru, V.V. Isac, R.M., Life in zero magnetic field. IV. Investigation of developmental effects on fruitfly vision, **Electromagn. Biol. Med.**; 21(1), 31-41, 2002
- 94) Pavel, A., Trifan, M., Bara, I.I., Creanga, D.E., Cotae, C., Accumulation dynamics and some cytogenetical tests at *Chelidonium majus* and *Papaver somniferum* callus under the magnetic liquid effect, **J. Magn. Magn. Mater.**, 201(1-3), 443-445, 1999
- 95) Manoliu, A., Antohe, L., Creanga, D.E., Cotae, C., The influence of the petroleum ferrofluids upon the cellulolytic fungi *Chaetomium globosum* Kunze Fr., **J. Magn. Magn. Mater.**, 201(1-3), 446-449, 1999
- 96) Cotae, C., Olaru, R., Luca, E., Creanga, D.E., Orthogonal sensor with magnetic liquid, **Sensors & Actuators A, Creanga, D.E., Cotae, C., Comparative dimensional investigation of some new ferrofluids, Ind. J. Pure Appl. Phys.**, 34, 957-961, 1996

Selection of articles in non-ISI ranked journals

1. Creangă, D., I. I. Băra, M. Cernea. "Comparative graphic analysis on some phenotypical parameters of *Papaver somniferum* L., **An. Univ. Al. I. Cuza-Iasi, XXXIX, s. II, a, Biologie Vegetală** 137-141, 1993
2. Creangă, D.E., Tufescu, Fl.M., Cernea, M., Bara, I.I., Some quantitative aspects concerning the low intensity microwave influence on the *Secale cereale* L. individuals, **Rom. J. Biophys.**, 5(2-3), 153-159, 1995
3. Isac, M., Creanga, D., Isac, R.M., Prelipcean, C., The light wavelength and the neostigmine effect on the fly electroretinogram, **Physiology – Fiziologia**, 1, 13, 7-12, 1997
4. Creanga, D., Isac, M., Isac, R.M., Ursu, D., The light beam and flashing frequency influence on the fly electroretinogram, **Physiology – Fiziologia**, 2, 14, 31-35, 1997
5. Creanga, D.E., Bara, I.I., Cernea, M., Tufescu, Fl.M., The influence of the microwaves treatment on some phenotypical parameters at *Secale cereale* L., **Rev. Roum. Biol.**, 41(1): 54-51, 1995
6. Creanga, I., Creanga, D., Chaotic trends in the living systems, **Wanna Newsletters**, 14, 1-3, 1997

7. **Creanga, D.**, Light re-emission utilized in some drugs color analysis, **Ars Pharmaceutica**, 38, 1, 15-26, 1997
8. Cotae, C., **Creanga, D.**, Microstructural features of a new petroleum based ferrofluid, **Balkan Physics Letters**, 4, 281-285, 1998
9. **Creanga, D.**, The blue light effect on the eye sensitivity, **Balkan Physics Letters**, 5, 1936-1940, 1997
10. Ungureanu, C., Pavel, A., **Creangă, D.E.**, Gassner, P., Cytogenetic tests upon *in vitro* cultures treated with microwaves, **Rev. Med. Chirug. Iasi, Romania**, 102(3-4):34-40, 1998
11. Goiceanu, C., **Creanga, D.E.**, Sandu, D.D., Ispas, A., Miclaus, S., Creanga, I.A., Spectrophotometric investigation on the UHF Effects in assimilatory pigments from black locust leaves, **An. St. Univ. Al.I. Cuza Fizica, Iasi, Romania**, 48, Tom XLVIII:111-120, 2002
12. Creanga, I., Arteni, A., Mocanasu, C., Mihasan, M., Constantinescu, A., Saiz, V., Nistor, I., Arteni, V., Mihailescu, D., **Creanga, D.**, Peroxidase, catalase and assimilatory pigments in *R. pseudoacacia* seedlings exposed to gamma radiation, **Lucrari Stiintifice de Horticultura, Iasi, Romania**, XLV: 87-90, 2002
13. Racuciu, M., **Creanga, D.E.**, Low intensity gamma radiation effects in young plantlets assimilatory pigments, **Studia Universitatis Babes-Bolyai, Physica, Cluj Napoca, Romania**, XLVIII(2), pp. 522-526, 2003
14. Pavel, A., **Creanga, D.E.**, Floria, F., Bara, I.I., Gamma radiation effect in *Chelidonium majus* mitotic activity, **Lucrari Stiintifice de Horticultura, Iasi, Romania**, XLV: 116-120, 2002
15. Creanga, I.A., Arteni, A.A., Mocanasu, C., **Creanga, D.E.**, Mihailescu, D., Gamma radiations effects on catalase and assimilatory pigments in false acacia seedlings grown in forestry nursery, **Rom. Biotechnol. Lett.**, 7(5): 812-816, 2002
16. Tufescu, F.M., Moraru, B., **Creanga, D.E.**, *In vitro* cultures of *Papaver orientale* under microwave impact, **Lucrari Stiintifice de Horticultura, Iasi, Romania**, XLV: 129-133, 2002
17. Roca, A., **Creanga, D.E.**, The effect of the corona discharge on some plant species, **Timisoara Med. J.**, Timisoara, Romania, 53(2):103-106, 2003
18. **Creanga, D.E.**, The influence of electromagnetic waves on the dynamics of visual system, **Ann. Univ. de Vest, Timisoara, Romania**, 44: 241-244, 2003
19. Goiceanu, C., Creangă, I., Ispas, A., Sandu, D.D., **Creanga, D.E.**, Băra, I.I., Ultra high frequency waves effect upon assimilatory pigments in oak seedlings, **An. St. Univ. Al.I. Cuza, Genet. Biol. Mol., Iasi, Romania**, Tom IV: 162-170, 2003
20. Roca, A., **Creanga, D.E.**, Corona discharge interaction with plants, **An. Univ. Al.I. Cuza, Fiz. Plasm. Spectr.**, Iasi, Romania, 178-182, 2004
21. Racuciu, M., **Creanga, D.E.**, Calugaru, Gh., Chromosomal aberrations in plants magnetically exposed, **Ann. Univ. de Vest, Timisoara, Romania**, 45:131-134, 2004
22. Foca-Nici, E., Curecheriu, L., Stoian, G., **Creanga, D.E.**, Tufescu, Fl., Vlahovici, Al., Biological effects of chronic and acute microwave irradiation in some animal tissues, **Ann. Univ. de Vest, Timisoara, Romania**, 46: 152-157, 2005
23. Creanga, I., Matei, G., **Creanga, D.**, Bara, I., The effect of magnetic liquids in some tree seedlings, . **An. St. Univ. Al. I. Cuza, Iasi, Romania, Gen. Mol. Biol.**, V, 57-60, 2005.
24. Răcuciu, M., Călugăru, Gh., **Creanga, D.E.**, Cytogenetic effects of static magnetic field exposure in cereals, **An. Univ. "Dunarea de Jos" Galati, Romania**, XXIII(XXVIII), Fasc. II: 213-216, 2005
25. Manoliu, A., L. Oprica, Z. Olteanu, I. Neacsu, I. Rusu, **D. Creanga**, I. Bodale. The magnetosensitivity of some cellulolytic fungi revealed by means of the soluble protein response to electromagnetic field exposure. **An. Șt. Univ. Al. I. Cuza, Iași T. I, s. Biofizică, Fizică medicală și Fizica mediului** 77-80. 2005
26. Neacsu, I., **D. Creanga**. Adrenaline effect on the activity of cardiac cells. **An. St. Univ. Al. I. Cuza, Iasi, Romania, Gen. Mol. Biol.** 6, 53-56, 2005.
27. Alexandru Manoliu, Lacramioara Oprica, Zenovia Olteanu, Ion Neacsu, Ioana Rusu, Dorina Creanga, Ilie Bodale **The Magnetosensitivity of Some Cellulolytic Fungi Revealed by Means of the Soluble Protein Response to Electromagnetic Field Exposure**, ANALELE ȘTIINȚIFICE ALE UNIVERSITĂȚII "AL. I. CUZA" IAȘI Tomul I, s. Biofizica , Fizica medicala și Fizica mediului 2005, 77-80
28. Foca-Nici, L. E. Borcia, C. Mihailescu, D., Stoian, G., **Creanga, D.**, Olteanu, Z., Experimental and computational investigation on the low dose radiation absorption in some living tissues, **Rom. Rep. Phys.**, 58(4): 559–568, 2006
29. Racuciu, M., **Creanga, D.E.**, Miclaus, S., The absorption of electromagnetic energy in the mammal tissues. **An. St. Univ. Al. I. Cuza, Iasi. Tomul II, s. Biofizică, Fizică medicală și Fizica mediului**, pp.9-14. 2006.
30. Curecheriu, L., E. Focanici, **D. Creanga**, O. Avadanei, Al Vlahovici, G. Stoian, FLM Tufescu, C. Goiceanu. Comparative study on the effects of radiofrequency and microwave radiation on the animal tissues. **An. St. Al. I. Cuza Univ. of Iasi, Biophys. Medical Phys. Environ. Phys** 2 5-8, 2006
31. Molnar, R., S. Miclăuș, L. Curecheriu, E. Focanici, Tupu P., **D. Creangă**, G. Drochioiu, C. Nădejde, C. Goiceanu. Study of the putative hyperthermia effect in plants electromagnetically exposed and treated with magnetic liquid. **Ann. Al. I. Cuza Univ. of Iasi, Biophys. Medical Phys. and Envir. Phys** 3 78-82. 2007
32. Răcuciu, M., **Creangă, D.E.**, Amorăriței, C., Biochemical changes induced by low frequency magnetic field exposure of vegetal organisms, **Rom. J. Phys.**, 52(5-6):645-651, 2007

33. Focanici-Ciurlică, E., Curecheriu, L., **Creangă, D.E.**, Goiceanu, C., Tufescu, F.I.M., Nucleic acid changes induced by microwave and radiofrequency exposure of animal tissues, **Rom. J. Biophys.**, 17(2):109-117, 2007
34. Manoliu, Al., Oprica, L., **Creanga, D.E.**, The influence of the static magnetic field on some biochemical parameters in cellulolytic fungi *Chaetomium globosum* and *Trichoderma viridae* cultivated on media supplemented with panification industrial wastes, **Rom. J. Biol.**, 51-52: 25-37, 2007
35. Curecheriu, L., E. Foca-Nici, A.Vlahovici, O. Avadanei, D.D. Sandu, **D. Creanga**, S. Miclaus. Radiofrequency wave effects on DNA and RNA levels in some animal tissues. **Rom. J. Phys.** 52,. 3/4 389. 2007
36. Curecheriu, L., Avadanei, O., Focanici, E.L., **Creanga, D.E.**, Miclaus, S., Horga, I.E., Investigation upon the radiofrequency radiation impact in the biological tissues, **Rom. J. Phys.**, 53(1-2): 387-392, 2008
37. Racuciu, M., **Creangă, D.E.**, Horga, I., Plant growth under static magnetic field influence, **Rom. J. Phys.**, 53(1-2):353-359, 2008
38. Racuciu, M., **Creanga, D.E.**, Calugaru, Gh., The influence of extremely low frequency magnetic field on tree seedlings, **Rom. J. Phys.**, 53(1-2):361-367, 2008
39. **Creanga, D.**, Duclescu, M., Nadejde, C., Dynamical analysis of heart electric activity, **Sci. Bul.Univ. Polit. Bucharest, S. A.**, 70, 4, 2008
40. Răcuciu, M., **Creanga, D.E.**, Tufescu, F.I.M., Cytogenetic modifications in young plantlets exposed to low power microwaves, **Studia Universitatis Babeş-Bolyai, Physica**, Cluj Napoca, Romania, 3-4-4:709-713, 2008
41. Răcuciu, M., Miclăuş, S., **Creanga, D.E.**, The response of plant tissues to magnetic fluid and electromagnetic exposure, **Rom. J. Biophys.**, 19(1): 73-83, 2009
42. Astefanoaei, C., Pretegiani, E., Optican, L.M., **Creanga, D.**, Rufa, A., Eye movement recording and nonlinear dynamics analysis – the case of saccades, **Rom. J. Biopys.** 23 (1-2): 81-92, 2013
43. Poiata, A., Tuchilus, C., **Creanga, D.**, Stan, C., Magnetic nanoparticles influence on some bacterial cultures, **Rom. J. Biopys.**, 23 (4): 203-209, 2013
44. C. Nădejde, **D. Creangă**, Marie Curie și pasiunea pentru știință, **Rev. Fiz. Med.**1, 1, 9-12, 2013
45. Plamadeala, C., Aparaschivei, A., Bara, I., Focea, R., **Creanga, D.**, Comparative cytogenetic analysis of radioprotector effect of two vegetal extracts, **J. Adv. Res. Phys.**, Iasi, Romania, 4(1), 2013
46. Focea, R., **Creanga, D.E.**, Studiu asupra mecanismelor de acțiune ale radioprotectorilor și radiosensibilizatorilor – pentru studenții la fizică medicală, **Rev. St. V.Adamachi**, Iasi, Romania, 3 pp., 2010
47. Gradinariu, F., Goiceanu, C., Danulescu, R., **Creanga, D.**, Nadejde, C., Effects of microwave exposure in mice experimental subacute tests, **Rom. J. Biophys.**, 23 (1-2):93-99, 2013
48. Gradinariu, F., Goiceanu, C., Danulescu, R., **Creanga, D.**, Nadejde, C., Effects of microwave exposure in mice experimental subacute tests, **Rom. J. Biopys.**, 23 (1-2): 93-99, 2013
49. Andries, M., Puscasu, E., Nadejde, C., Oprica, L., **Creanga, D.**, Cobalt ferrite nanoparticles effect on cellulolytic fungus *Phanerochaete chrysosporium*, **Rom. J. Biopys.**, 224 (2): 101-107, 2014
50. Oanca, G., Nadejde, C., **Creanga, D.**, Caffeine - solvent interaction studied by uv spectrometry and molecular modeling, **Rom. J. Biopys.** 24 (1):11-23, 2014
51. Caraman A., Peptine B. M., **D. Creangă**, Efectul Cherenkov – aplicatii in medicina, **Rev. Fiz. Med.** 2,1, 12-15, 2014
52. Andries, M., Puscasu, E., Nadejde, C., Oprica, L., **Creanga D.**, Cobalt ferrite nanoparticles effect on cellulolytic fungus *Phanerochaete chrysosporium*, **Rom. J. Biophys.** 24 (2): 101-107, 2014
53. L. Popescu, **D. Creangă**, Wilhelm Conrad Röntgen – descoperitorul razelor X, **Rev. Fiz. Med.** 2, 2, p8-1, 2014
54. **D. Creangă**, Radioliza apei și aminoacizilor–sursa radicalilor liberi din celule, **Rev. Fiz. Med.** 2, 2, 37-47, 2014
55. Oanca, G., Gritco Todirascu, A., **Creanga, D.**, Dorohoi, D., Structural and spectral study of benzo [f] pyrrolo [1,2-a] quinoline with potential biological properties, **Rom J. Biophys.** 25 (4): 279–290, 2015
56. Oanca, G. Nadejde, C., **Creanga, D.**, Caffeine - Solvent Interaction studied by uv spectrometry and molecular modeling, **Rom. J. Biopys.**, 24 (1):11-23, 2014
57. Popescu, C., Oprica, L., Pricop, D., Balan, G., Muresan, R., **Creanga, D.**, Microscopy investigation of cellulolytic fungi action on cotton fibers, **Rom. J. Biopys.**, 24 (1): 65-72, 2014
58. **D. E. Creangă**, Fizica Medicală în învățământul universitar la Facultatea de Fizică a Universității "Alexandru Ioan Cuza" din Iași, **Rev. Fiz. Med.**, 3, 3, 37-43, 2015
59. Poiata, A., Motrescu, I., Nastuta, A., **Creanga, D.**, Popa, G., Plasma jet impact on bacterial cultures **Rom. J. Biopys.**, 25 (4): 259-265, 2015
60. F. Tufescu, **D. Creanga**, Fractal dimension - application to biocompatible suspension of magnetic nanoparticles, **Rev. Fiz. Med.**, 4, 4, 59-66, 2016
61. C. Nădejde, F.Tufescu, **D. Creangă**, Microundele de joasă putere și impactul asupra tesuturilor animale, **Rev. Fiz. Med.**, 5, 1, 13-21, 2017
62. E. Pușcașu, **D. Creangă**, Fluidele magnetice cu aplicatii tehnice și biomedicale. Câteva repere **Rev. Fiz. Med.**, 5, 1, 22-36, 2017
63. C. Prisăcăruță, Ș.Spînache, L. Popescu, **D.Creangă**, Participare la Conferința PROFADAPT, Bălți,

- Decembrie 2018, 6, 4, 23-30, **Rev. Fiz. Med.**, 2018
64. A. Fanaru, L. Popescu, **D.Creangă**, Water cleaning with magnetic nanoparticles, **Rev. Fiz. Med.**, 7, 2, 13-19, 2019
65. D. Babușcă, C. Moroșanu, **D.Creangă**, Postdoctoral research activity in Biophysics & Medical Physics at Physics Faculty of Alexandru Ioan Cuza University in Iasi, Romania, **Rev. Fiz. Med.**, 8, 1, 6-15, 2020
66. I. Băra, L. Oprică, **D. Creangă**, G. Vochița, Radioprotector utilizat la protejarea semințelor expuse radiațiilor ionizante, **Rev. Fiz. Med.**, 8, 2, 15-25, 2020

Selection of articles in proceedings volumes of international conferences
--

- 1) Proc. of **ICNBME International Conference on Nanotechnologies and Biomedical Engineering**, Popescu, L., G. Ababei, D. Babusca, **D. Creanga**, C. A. Benchea, N. Lupu, L. Oprica. Spectral investigation of Surface Plasmon Resonance bands of silver nanoparticles capped with gallic acid. 305-309. Springer, Cham, 2019.
- 2) Proc. of **ICNBME International Conference on Nanotechnologies and Biomedical Engineering**, Popescu, L., L. Sacarescu, M. Grigoras, C. Morosanu, **D. Creanga**, D. Dorohoi, C. Stan. Silanized citric acid capped magnetic nanoparticles and influence on chlorophylls. 237-241. Springer, Cham, 2019.
- 3) **6th IEEE Int. Conf. E-Health Bioeng.. EHB**, Sinaia, Romania Damian, G., Teodor, A., Popescu, I.A., **Creanga, D.**, Electron paramagnetic resonance investigations of ultraviolet irradiated prednisone, 4 pp. 2017
- 4) **IFMBE Proceedings**, Chisinau, Rep. Moldova. Bodale, M., Oprisan, M., Stan, C., Tufescu, M., Racuciu, M., **Creanga, D.**, Balasoiu, M., Nanotechnological application based on CoFe₂O₄ nanoparticles and electromagnetic exposure on agrotechnical plant growth, 55, 153-157, 2016
- 5) **IEEE Int. Conf. E-Health Bioeng. - EHB**, Iasi, Romania, 2015, ISBN 978-1-4673-7545-0/1, Oprica, L., Grigore, M., Verdes, A., **Creanga, D.**, Popescu, I.A., Grigorescu. A., Costin, D., Antioxidant properties evidenced by polyphenols content in two Romanian red grape cultivars in Iasi area, 4 pp. 2015
- 6) Proc. of **ICNBME-2015**, Chisinau, Rep. Moldova., Vochita, G., Oprisan, M., Racuciu, M., **Creanga, D.**, Genotoxicity of nanoparticulate zinc ferrite – possible application in plant biotechnology, 55, 297-300, 2016
- 7) Proc. of **ICNBME-2013**, Chisinau, Republic of Moldova, **Creanga, D.E.**, Oprisan, M., Nadejde, C., Nica, V., Racuciu, M., Soft magnetic materials in the form of nanosized metal oxides in stable suspension, 4 pp. 2015,
- 8) **E-Health and Bioengineering Conference (EHB)**.Astefanoaei, C., D. Creanga, E.Pretegiani, L. M. Optican, .A. Rufa. Fourier and wavelet transformation of eye movement temporal series. 2013
- 9) **E-Health and Bioengineering Conference (EHB)**.Astefanoaei, C., **Creanga, D.E.**, Pretegiani, E., Optican, L.M. and Rufa, A., Shuffled data in the investigation of complex dynamics of the neuromotor saccadic system. In 2013
- 10) **AIP Conf. Proc.**, Vrcianu D, Puscasu E, **Creanga D**, Stefanescu C. Computational analysis of kidney scintigrams. Am. Inst. Phys. 1564, 1, pp. 223-228, 2013
- 11) Journal of Physics: **Conf. Ser.**, Focea R, Nadejde C, **Creanga D**, Luchian T. Low dose X–ray effects on catalase activity in animal tissue., 398, 1, p. 012032. IOP Publishing, 2012.
- 12) **EPJ web of Conf.**, Focea R, Capraru G, Racuciu M, **Creanga D**, Luchian T. Aberrant cell divisions in root meristeme of maize following exposure to X-rays low doses compared to similar effects of 50 Hz electromagnetic exposure. 24, 06004. EDP Sciences. 2012
- 13) **Proc. of Nanosafe**, Grenoble, France., **Creanga, D. E.**, Culea, M., Nadejde, C., Oancea, S., Curecheriu, L., Racuciu, M., Magnetic nanoparticle effects on the red blood cells, 2008, 4 pp.,
- 14) **EHE'07, Int. Conf. on Electromagn. Fields, Health and Environment**, Wroclav, Poland, 2007, Sept., Racuciu, M., Miclaus, S., **Creangă, D.**, Non thermal, continuous and modulated RF fields effects on vegetal tissues developed from exposed seeds, 2007, 134-139
- 15) **SPIE, Biomedical Optics and Imaging** - Brisbane, Australia, Poiata, A., Vlahovici, Al., **Creangă, D.E.**, Mocanasu, R.C., Fluorescent bacteria for colloidal iron biosensors, 198-201, 2006
- 16) **SPIE, Biomedical Optics and Imaging** - Brisbane, Australia, Matei, G., **Creangă, D. E.**, Mocanasu, R.C., Atomic force microscopy in the study of ferrofluids, 2006, 235-239,
- 17) **33rd Annual Meeting of** Edmonton, Canada, Racuciu, M., Olteanu, Z., **Creangă, D.**, Rapa, A., The Impact of Corona discharge on young plants exposed to electromagnetic waves, 2006, 112-114
- 18) **33rd Annual Meeting of ESA (Electrostatic Society of America)**, Edmonton, Canada, D. Ichim, **D.E. Creangă**, A. Rapă, Corona discharge effect on cell proliferation in plants, 2006, 119-121
- 19) **MISM Proceedings**, Moscow, Russia, June 2005, Racuciu, M., **Creangă, D.**, Biological effects of low frequency electromagnetic field in *Curcubita pepo*, 2005, 149-152
- 20) **MISM Proceedings**, Moscow, Russia, June, Luca, D., **Creangă, D.**, Olenici, B., Magnetic exposure and corona discharge effect in young plant, 2005, 153-157

- 21) Proc. on **Eur.Conf.on Biol. Effects of Elmag. Waves**, Rhodes, Greece, Oct, 2002, **Creangă, D.**, Morariu, V.V., White eyed fruitfly electroretinogram is modified by magnetic treatment, 2002, 754-759
- 22) Proc. of **Int. Conf. on Computing Vision and Graphs**, Sept. 2002, Zakopane, Poland, Electromagnetic wave influence on fruitfly vision, **D.E. Creanga**, 2002, 198-203
- 23) 14th **Int. Conf. Digital Signal Processing**, Santorini, Greece, July 2002, Preliminary study on the temporal parameters in some electroretinographic recordings, **D.E.Creanga**, 2002,1153-1156
- 24) **Eur. Conf. Intell. Techn.**, Iasi, Romania, July 2002, Creanga, I., Oancea, S, **Creanga, D.**, Fractals in Quercus leaves, 2002, CDROM, ISBN 973-8075-20-3, 8 pp.
- 25) Proc. of **Int. Conf. on manag. of fast growing species**, Izmit, Turkey, Black poplar saplings under the influence of low intensity gamma radiation, I. Creanga, V. Artenie, **D.E. Creanga**, V. Saiz, C. R. Mocanasu, M. Tudorie, A.A. Arteni, 2002, 242-249
- 26) Proc. of **int. Conf. on manag. of fast growing species**, Izmit, Turkey, Analysis of complexity in false acacia tree ring, I. Creanga, J.C. Sprott, **D.E.Creanga**, 2002, 183-191
- 27) 1st **IAFA conf.** (Int. Asoc.Fract. Anal.), Bucuresti, Complex dynamics in electrocardiogram, **D.E.Creanga**, Roxana Leahu, 2003, 89-91
- 28) 1st **IAFA conf.** (Int. Asoc.Fract. Anal.), Bucuresti, Romania, Fractal dimension in metabolic disease, M. Tudorie, **D.E.Creanga**, 2003, 129-133
- 29) **Int. Congress of IRPA** (Int. Rad. Prot. Asoc.), Madrid, Spain, May 2004, Microwave influence in fungi – a preliminary study, Manoliu, Al., Oprica, L., Olteanu, Z., Tufescu, Fl., **Creanga, D.**, 2004 (8 pag.)-1g3.
- 30) **Environment. Phys. Conf.**, Febr. 2004, Egypt, Tufescu, Fl. M., **Creanga, D.E.**, Electromagnetic radiation influence on vegetation, 118-122
- 31) **Int. Workshop Appl. Phys.**, 2003, Badajoz, Spain, Tufescu, Fl., **Creanga, D.**, Some biological effects of microwaves, 93-99
- 32) **ISISPA**, (Int. Symp. On Sign. Proc. Anal.) Rome, Italy, Sept. 2003, Electroretinographic signal in insect eye after electromagnetic exposure, **Creanga, D.E.**, Tupu, P., 1142-1148 (ISBN 953-184-062-8
- 33) **OHD'03** (Optical and Hertzian Dielectrics), Sept. 2003, Calais, France, Electromagnetic centrimetric wave influence on rye cell nucleus, Fl.M. Tufescu, **D.E. Creanga**, 2003, 112-116
- 34) **OHD'03** (Optical and Hertzian Dielectrics), Sept. 2003, Calais, France, Grassy plant photosynthesis under microwave exposure, Fl.M. Tufescu, **D.E.Creanga**, 2003,129-132
- 35) **Eur. Med. Bioeng. Conf.**, Vienna, Austria, 2002, 670-673 N.Victor, S.Oancea, E.Guguianu, **D.Creanga**, M.Magdici, On the treatment of honey bees against Paenibacillus larvae using UV radiation, 2002, 670-673
- 36) **OHD'03** (Optical and Hertzian Dielectrics), Sept. 2003, Calais, Franta, Tufescu, Fl. M., **Creanga, D.E.**, Centimetric waves influence on cellular DNA, Calais, France, 2003, 143-148
- 37) **OHD'03** (Optical and Hertzian Dielectrics), Sept. 2003, Calais, France, Centimetric wave action in unicellular organisms, Al. Manoliu, Fl.M.Tufescu, Z. Olteanu, L. Oprica, **D.E. Creanga**, 2003, 165-169
- 38) **OHD'03** (Optical and Hertzian Dielectrics), Sept. 2003, Calais, France, Tufescu, Fl. M., **Creanga, D.E.**, Poppy tissue cultures under microwave impact, 2003, 178-181
- 39) **BPU5** (Balkan Physics Union), Serbia, 2003, Artenie, A. A., Creanga, I., Artenie, V., **Creanga, D.E.**, Gamma Radiation influence on enzyme activity from arbor seedlings, CdROM. 3pp.
- 40) **Medicon-2004**, Naples, Italy, 31 July-5 August, 2004, **Creanga, D.E.**, Semiquatitative analysis of data obtained from kidney investigation, 4pp.CD ISBN-88-7780-308-8
- 41) **Medicon-2004**, Naples, Italy, 31 July-5 August, 2004, **Creanga, D.E.**, Mathematical approach of electric field effect on a lipid bilayer, 4 pp. CD ISBN-88-7780-308-8
- 42) **Medicon-2004**, Naples, Italy, 31 July-5 August, 2004, **Creanga, D.E.**, Fractal features in erythrocytes and lymphocytes, 4 pp. CD ISBN-88-7780-308-8
- 43) **Eur. Conf. Intell. Techn.**, Iasi, Romania, July 2002, ISBN 973-8075-20-3 Creanga, I., Oancea, S, **Creanga, D.**, Fractals in Quercus leaves, 2002, 8 pp.
- 44) Proc.**Int. Conf. on Large Scale Systems**, Bucuresti, Romania, July. 2001, Creanga, I., **Creanga, D.**, Stan, C., Grosu, I.Bara, I.I., Evidence of non-linear dynamics in forestry ecosystems, 2001,351-358
- 45) IXth **Medit. Conf. Med. Biol. Eng. Comput.**, Croatia, 2001, Goiceanu, C., Artenie, A., Avadanei, O., Artenie, V., **Creanga, D.**, Some evidence of biological effects of ultra high frequency fields in *T. aestivum*, 2001, 781-784
- 46) **Eur. Conf. Intell. Techn.**, Iasi, Creangă, I.I., Sprott, J.C. **Creangă, D.E.**, Bara, I.I., Common acacia tree ring dynamics analyzed by means of wavelet transform, CDROM, ISBN 973-95156-1-4, 2000,
- 47) **Eur. Conf.Intell. Techn.**, Iasi, Romania, July 2002, *CDROM*, ISBN 973-8075-20-3 **Creanga, D.**, Fuzzy model of the fly electroretinogram, 2002, 4pp.
- 48) Proc. on **Eur.Conf.on Biol. Effects of Elmag. Waves**, Rhodes, Greece, Oct, 2002, **Creanga, D.**, Morariu,

V.V., White eyed fruitfly electroretinogram is modified by magnetic treatment, 2002, 754-759

49) Proc. **13th OHD.**, Zaragoza, Spain, 1995, **Creanga, D.**, Tufescu, F., Bara, I.I., Cernea, M., Some aspects concerning low intensive microwaves influence on the young cereals plants growth, 1995, 334-338

50) **Int. Conf. Intel. Technol. Human Rel. Sci.**, Leon, Spain, 1996, **Creanga, D.**, Sprott, J., Creanga, I., Bara, I., Smoothing influence on the answers of a simple grassy ecosystem to chaos detection tests, 1996, vol.II: 311-315

51) Proc. of 2nd **Int. Meet. of Fuzzy-sets**, Nov.1995, Sant. Compost., Spain, **Creanga, D.**, Sprott, J., Creanga, I., Limited predictability in artificial forests, 1995, 1:121-137

52)

December 2020

